



ADVENTURE ISLAND ACCESSIBILITY GUIDE



Health and Safety Statement from our Managing Director

Stockvale considers the Health and Safety and the well-being of all its customers, visitors and employees to be of fundamental importance in the way we operate our business. We want people to enjoy themselves when they come to any of our premises and go away with a positive image of the company and do so with a very strong sense of feeling safe.

We understand that this cannot happen without extremely motivated, dedicated and well trained staff. We also believe that both our internal and external feedback process, where we obtain the views from our customers and staff, have helped us to develop a strong culture of safety within the group.

We need to learn from all incidents that have or may cause harm to any person, however rare they are, in order to make Stockvale the safest leisure company in the country.

Marc Miller

Managing Director

Stockvale Group



Adventure Island is committed to promoting an atmosphere of fun within a safe disability assisted environment.

We manage this by:

- Recognising that all visitors and staff have the right to be treated as equally as possible in all areas of the park.
- Being open to all types of recognised disability, including hidden disabilities.
- Making sure that all our staff are aware of our company policy and prepared to assist where possible.
- Keeping up to date with changing legislation and best practice using websites and various leisure and hospitality connections.
- Giving open access to external authorities to examine our policy and enforcement procedures.
- Building links with agencies and focus groups, enabling professional bodies to provide training or advise us on additional duties and works.
- Constantly reviewing action plans to update works in hand.
- Encouraging both staff and visitors to challenge our existing processes.
- Continually reviewing our policy to maximise effectiveness.

2024 SEASON OF FUN



OPEN DAILY FROM 11AM
 CLOSING AT 6PM
 CLOSING BETWEEN 4PM & 8PM
 CLOSING BETWEEN 8PM & 10PM
 WONDERLAND - CLOSING BETWEEN 5PM & 8PM

JAN
1 2 3 4 5 6 7
8 9 10 11 12 13 14
15 16 17 18 19 20 21
22 23 24 25 26 27 28
29 30 31

FEB
1 2 3 4
5 6 7 8 9 10 11
12 13 14 15 16 17 18
19 20 21 22 23 24 25
26 27 28 29

MARCH
1 2 3
4 5 6 7 8 9 10
11 12 13 14 15 16 17
18 19 20 21 22 23 24
25 26 27 28 29 30 31

APRIL
1 2 3 4 5 6 7
8 9 10 11 12 13 14
15 16 17 18 19 20 21
22 23 24 25 26 27 28
29 30

MAY
1 2 3 4 5
6 7 8 9 10 11 12
13 14 15 16 17 18 19
20 21 22 23 24 25 26
27 28 29 30 31

JUNE
1 2
3 4 5 6 7 8 9
10 11 12 13 14 15 16
17 18 19 20 21 22 23
24 25 26 27 28 29 30

JULY
1 2 3 4 5 6 7
8 9 10 11 12 13 14
15 16 17 18 19 20 21
22 23 24 25 26 27 28
29 30 31

AUGUST
1 2 3 4 5 6 7
8 9 10 11
12 13 14 15 16 17 18
19 20 21 22 23 24 25
26 27 28 29 30 31

SEPT
1
2 3 4 5 6 7 8
9 10 11 12 13 14 15
16 17 18 19 20 21 22
23 24 25 26 27 28 29
30

OCTOBER
1 2 3 4 5 6
7 8 9 10 11 12 13
14 15 16 17 18 19 20
21 22 23 24 25 26 27
28 29 30 31

NOV
1 2 3
4 5 6 7 8 9 10
11 12 13 14 15 16 17
18 19 20 21 22 23 24
25 26 27 28 29 30

DEC
1 2 3 4 5 6 7 8
9 10 11 12 13 14 15
16 17 18 19 20 21 22
23 24 25 26 27 28 29
30 31



HALF PRICE RIDE BANDS FROM 5PM WHEN WE OPEN LATE

OPEN FROM 11AM
 ON COLOURED DAYS AS INDICATED
 CHECK WEBSITE FROM 12PM 'ON THE DAY'
 FOR DAILY CLOSING TIME
 CLOSING BETWEEN 4PM & 8PM
 CLOSING BETWEEN 8PM & 10PM
 CLOSED

JANUARY - CLOSED

FEB
1 2 3 4
5 6 7 8 9 10 11
12 13 14 15 16 17 18
19 20 21 22 23 24 25
26 27 28 29

MARCH
1 2 3
4 5 6 7 8 9 10
11 12 13 14 15 16 17
18 19 20 21 22 23 24
25 26 27 28 29 30 31

APRIL
1 2 3 4 5 6 7
8 9 10 11 12 13 14
15 16 17 18 19 20 21
22 23 24 25 26 27 28
29 30

MAY
1 2 3 4 5
6 7 8 9 10 11 12
13 14 15 16 17 18 19
20 21 22 23 24 25 26
27 28 29 30 31

JUNE
1 2
3 4 5 6 7 8 9
10 11 12 13 14 15 16
17 18 19 20 21 22 23
24 25 26 27 28 29 30

JULY
1 2 3 4 5 6 7
8 9 10 11 12 13 14
15 16 17 18 19 20 21
22 23 24 25 26 27 28
29 30 31

AUGUST
1 2 3 4
5 6 7 8 9 10 11
12 13 14 15 16 17 18
19 20 21 22 23 24 25
26 27 28 29 30 31

SEPT
1
2 3 4 5 6 7 8
9 10 11 12 13 14 15
16 17 18 19 20 21 22
23 24 25 26 27 28 29
30

OCTOBER
1 2 3 4 5 6
7 8 9 10 11 12 13
14 15 16 17 18 19 20
21 22 23 24 25 26 27
28 29 30 31

NOV
1 2 3
4 5 6 7 8 9 10
11 12 13 14 15 16 17
18 19 20 21 22 23 24
25 26 27 28 29 30

DECEMBER - CLOSED



OPEN DAILY FROM 10AM
 CLOSING AT 5PM
 CLOSING BETWEEN 6PM & 8PM
 LAST ENTRY IS 1 HOUR BEFORE CLOSING TIME

JAN
1 2 3 4 5 6 7
8 9 10 11 12 13 14
15 16 17 18 19 20 21
22 23 24 25 26 27 28
29 30 31

FEB
1 2 3 4
5 6 7 8 9 10 11
12 13 14 15 16 17 18
19 20 21 22 23 24 25
26 27 28 29

MARCH
1 2 3
4 5 6 7 8 9 10
11 12 13 14 15 16 17
18 19 20 21 22 23 24
25 26 27 28 29 30 31

APRIL
1 2 3 4 5 6 7
8 9 10 11 12 13 14
15 16 17 18 19 20 21
22 23 24 25 26 27 28
29 30

MAY
1 2 3 4 5
6 7 8 9 10 11 12
13 14 15 16 17 18 19
20 21 22 23 24 25 26
27 28 29 30 31

JUNE
1 2
3 4 5 6 7 8 9
10 11 12 13 14 15 16
17 18 19 20 21 22 23
24 25 26 27 28 29 30

JULY
1 2 3 4 5 6 7
8 9 10 11 12 13 14
15 16 17 18 19 20 21
22 23 24 25 26 27 28
29 30 31

AUGUST
1 2 3 4
5 6 7 8 9 10 11
12 13 14 15 16 17 18
19 20 21 22 23 24 25
26 27 28 29 30 31

SEPT
1
2 3 4 5 6 7 8
9 10 11 12 13 14 15
16 17 18 19 20 21 22
23 24 25 26 27 28 29
30

OCTOBER
1 2 3 4 5 6
7 8 9 10 11 12 13
14 15 16 17 18 19 20
21 22 23 24 25 26 27
28 29 30 31

NOV
1 2 3
4 5 6 7 8 9 10
11 12 13 14 15 16 17
18 19 20 21 22 23 24
25 26 27 28 29 30

DEC
1 2 3 4 5 6 7 8
9 10 11 12 13 14 15
16 17 18 19 20 21 22
23 24 25 26 27 28 29
30 31



A WHOLE 12 MONTHS OF ADVENTURE INSIDE SOFT PLAY AND RIDES!

WITH AMAZING DISCOUNTS AT ALL OUR DINERS & OUTLETS
ADVENTUREINSIDE.CO.UK

£25



A WHOLE 12 MONTHS OF ADVENTURE ISLAND RIDES & ATTRACTIONS

WITH AMAZING DISCOUNTS AT ALL OUR DINERS & OUTLETS
ADVENTUREISLAND.CO.UK

£60



A WHOLE 12 MONTHS OF SEA-LIFE ADVENTURE ZOOQUARIUM VISITS!

WITH AMAZING DISCOUNTS AT ALL OUR DINERS & OUTLETS
SEALIFEADVENTURE.CO.UK

£18

Times on each colour shows minimum and maximum closing times. All closing times are correct as of printing (January 2024) but if necessary may be changed or altered without prior notice, at the discretion of the Management. Please note that adverse weather conditions may also result in an alteration to closing times. HALF PRICE RIDE BANDS: When Adventure Island opens beyond 5pm Ride Bands are Half Price. Days marked with 🇬🇧 are Bank Holidays in England. All these venues are closed on Christmas day and Boxing day. Terms and conditions apply. Height restrictions apply to all rides and attractions.

Statement & General Terms for Public Safety and Disabled People

The yellow days on the above calendar are our “high season” days, during high season we experience an increased amount of customers, the Bank Holidays and some periods throughout the School holidays throughout summer are the busiest periods for us. As a result, movement throughout the park can become challenging. Expect the park to be much busier during this time and please take this into consideration when planning your visit with us. If you are ever unsure, please feel free to contact Adventure Island customer service.

Some of our rides are physically demanding and vigorous. All visitors are invited to discuss the abilities required to use the rides safely and the possibility for reasonable adjustment. If, after considering all reasonable adjustments the risks identified to all visitors cannot be overcome, the company reserves the right to refuse admission to certain rides on the grounds of an individual’s safety, enjoyment and wellbeing.

Not all rides will be suitable for all guests

We have been advised that refusal on the grounds of Health and Safety does not constitute discrimination in any way.

We hope that you understand and accept the decisions made in the interest of your safety and the safety of others.

This guide will assist our guests with disabilities to ensure that they have a safe and fun day out. We want all our guests to get the most out their visit to Adventure Island and enjoy as many of our rides and facilities as possible.

This guide has been produced to give you a full and realistic picture of our attractions, detailing issues, ride restrictions, details of ride evacuations and the requirements for helpers/carers to accompany guests.

Hopefully this, along with general ride restrictions detailed on signage at the rides, will enable you to assess your own abilities and make an informed decision about which attractions you are able to, or wish to use.

Parking

Adventure Island does not have any kind of parking for visiting guests. However, there is a large drop off point very close to the park’s main west entrance. There are also public parking spaces along the seafront and many large car parks close by with lift and slope facilities. Please note, all public parking is managed by Southend Borough Council.

There are plenty of pay & display car parks in Southend with designated parking for those with a disability:

Royal Shopping Centre

Covered, multi-story parking adjacent to Park Inn hotel. Pay on return charges apply.

Street Parking

Town Centre and seafront parking is available. Pay & Display charges apply with free parking after 9pm.

Don't forget to display a valid blue badge in your vehicle.

If you have a disabled parking badge, there are adequate provisions provided outside our park within a short distance of all our main entrance points.

For more information or queries regarding parking, please head to Southend Borough Council's website, where you can find plenty of information you may need to help plan your visit.

Admission

Park Map

Click here to view an interactive map of our park and its facilities - [Park Map - Adventure Island](#)

Entrance/Exits

The West, East and Adventure Golf entry points offer slopes. There are no turnstiles to enter the park. The slopes coming into the park are above a 10% gradient so it is recommended that a carer assist with entry and exit.

Entry/Exit via Adventure Inside is via stairs or an access lift.

Our West Entrance is also our delivery entrance and there are 2 bollards within the centre to prevent any vehicles from driving down within open hours. It is however wide enough for wheelchair access.

Entrance Gates are closed in a staggered manner in the interest of Health and Safety and Crowd Management, starting approximately 30 minutes before the park closes, the order is as follows:

- Adventure Golf Entrance – Closes 30 minutes before park
- East Entrance (opposite Rage) – Closes 20 minutes before park
- Adventure Inside – Closes 15 minutes before park
- Three Shells Entrance – Closes once the final guests have exited the park.

All of the above times are approximate, and we would advise guests with mobility impairment to take the above into consideration when planning their visit. If there are any concerns or queries, please feel free to contact Adventure Island customer service. Please note, these timeframes can change under the discretion of management.

Ticket and Wristband Sales

There are three main ticket and wristband purchase points, one located East of the Park (opposite Rage), one located on the West (opposite Crooked House) and one within Adventure Inside. Whilst all are wheelchair accessible, the West Ticket Box is also where

Customer Services is located, should you require further assistance. If required, Customer Services and Adventure Inside have hearing loop facilities.

Carer policy

The park's current policy on wristband sales for disabilities entitles the carer to a wristband of equivalent value for half price of the in-park rate. Please note that carers must be over the age of 16 to be responsible for anyone they wish to accompany, assist and care for. We do not currently have any concessions for carers when purchasing our individual tickets.

Guests may have two carers per person. The carer's wristband entitles the wearer access to rides only when accompanying the person being cared for. If the individual does require two carers, if the ride has 2 seater cars, the second carer can sit behind the person they're caring for.

We also offer a carer's Annual Pass. The Annual Pass will be assigned to the person that needs assistance and then different carers can accompany them on separate visits. The carer's pass can only be used to accompany the person with the disability, and cannot be used independently. Please note that only one wristband will be issued per annual pass per day. You can purchase up to 2 carer annual passes per person who requires the carer. The carer's Annual Pass is half price of the Adventure Island Annual Pass price.

The below can be used as documentation to obtain a carers wristband or Annual Pass:

- A headed NHS diagnosis letter.
- A letter from the DWP, DLA or PIP.
- A DID card.
- A valid Access Pass

For group or advance bookings, or for further information please call customer services on **01702 443400**. Customer Services can also advise you on the best visiting periods to avoid queuing.

Attractions and facilities

Wheelchairs

All wheelchair users must provide their own assistant. Wheelchairs can be obtained locally from Southend Tourist Information Centre. Advanced notice is required and you can book by calling 01702 215120. (Subject to availability).

Any wheelchairs we have on site, are for emergency situations only and cannot be borrowed or used unless in such a situation.

First Aid

The First Aid Station is located at the far west of the park by the Helter Skelter. There is also a secondary first aid post located within Adventure Inside for more minor first aid situations.

If you require first aid, please contact any member of staff, Customer Services or one of our Safe and Secure team who are located throughout the park and clearly identified by their uniform. We do have many staff who have been put through rigorous first aid training, however mainly members of our Safe and Secure team attend or perform first aid once requested.

Toilets

All of our toilets have a disabled facility. They are located on the far east of the park by the Dining-Saurs Cafe, in the centre of the park by the East entrance slope (next to the Green Scream Roller Coaster), in Adventure Inside (just next to our Play Stack entrance) and also at the far west of the park. All toilet facilities have automatic taps. There are also baby changing units provided at all three sites. Please see the park map for further reference to locations.

Telephone

There are pay phones located outside the park at the west entrance and also situated between the golf and east entrance.

Unfortunately we are unable to charge any mobile phones and do not have any charging stations within the grounds.

Arcades

There are two arcades. The Mega City Arcade is located on the west side of the park and the Funtopia Arcade is located centrally by the East side ticket box and under the restaurant Feelgoods. Both are wheelchair accessible and amenable. Assistance dogs are welcome, subject to leads and harnesses. The arcades are both well illuminated and have permanent assistance available as they are fully staffed at all times. For more information on our assistance dog policy, please head to our website and look at our Assistance Dog Policy.

Restaurants and Shops

The two main on-site restaurants are the Dining-Saurs Cafe and Feelgoods Diner. Both are wheelchair accessible although the Dining-Saurs Café has dim lighting for effect, Feelgoods may be the preferred option for those with visual impairments. Assistance dogs are permitted.

There are several other catering outlets offering healthy choices as well as fast food options. All are considered wheelchair accessible. Please note, there is a small step up by The Eatery.

Sands by the Sea, The Pavilion and the Three Shells Café are wheelchair accessible and have slopes should you require them.

All Shops and Retail Outlets are wheelchair accessible, in well illuminated areas with staff on hand to assist.

Our Gift shop does have dimmed lighting and can be slightly darker in the evenings. There are staff permanently in this area should a guest require assistance.

Ride access and queuing

Ride Access

We are unable to provide helper/companion facilities to gain access to or from rides and therefore all wheelchair users must provide their own carers, although we will assist where it is safe to do so. In cases where guests do require a carer, we do provide a half price wristband for helpers/companions on a one to one or two to one basis. Your helper/companion will be expected to assist you for the duration of your visit, including lifting to gain access to rides where required. That person must also be able to assist in the event of a ride evacuation. This person must be at least 16 years of age.

If you either use a wheelchair or have artificial limbs you must study the rides and consider our recommendations. Please also make your own informed choice based on your own disability or injury before deciding to ride. Expectant mothers, those with neck, back or heart conditions and those who have had recent surgery or an injury should also study the rides before choosing to ride.

We have been advised that declining a guest access to rides for their own and others Health and Safety is not discrimination. With this being said, some guests who have had amputations may not be granted access to certain rides do to the harness or locking mechanisms.

Rides are governed by height restrictions, any of our admissions desks can measure and issue guests with a stamp explaining what rides each guest can access. Not all rides will be suitable depending on your type of disability and information boards can only advise you. Our height restrictions range from no minimum to 130cm in height and 10 years old. Certain rides have a maximum height limit but all rides have a minimum height requirement.

Please do not ask our ride hosts to assist in lifting in any way or to break strict ride codes; they are in place for everyone's safety. In addition to the ride information boards, we strongly suggest you observe the rides in motion before making your decision whether to ride. We are a Free Admission Theme Park and welcome guests to have a look around and see what is suitable before buying a wristband or tickets. If booking in advance, details, images and videos of our rides can be found at www.adventureisland.co.uk or on our Social Media channels such as Tik Tok, Facebook, Twitter, Instagram and YouTube.

Queue assist policy

We welcome visits from guests with disabilities and will do everything possible to ensure they have a safe and pleasurable visit and are able to participate in as many activities as possible. There is a queue assist scheme for any visitor who requires assistance, although there is no fast track system in operation within the park. Any guest who requires assistance for whatever reason, whether they are unable to understand the concept of queuing or have a disability, are asked to wait with either a carer in the queue and the guest

nearby or both queue normally. If for any reason this is not possible we will allow both the guest and carer to wait at the exit. The ride operator then has the discretion to allow them to access the ride at an appropriate time, when it is seen to be fair to the other guests who have queued. Once allowing them to enter, we will direct the person requiring assistance and carer to the seats closest to the exit and continue to load the ride. We can also issue a ride access sheet for those who require a carer, or cannot queue in our main queues due to a disability. This is in place for when our ride queues are longer than expected. Our Ride Operators can issue the guests with a time to return to the exit of the ride, in order to avoid a long wait. This is under the discretion of the ride operator.

Guest and carer:

If a guest over 120cm tall, requires a carer to ride with them, they can purchase the carers band with the presentation of the documentation as discussed in our carers policy.

If a carer band is purchased by any party, the admissions team are to give them an access sheet, to avoid stressful queueing.

The guest and the carer accompanying them, or just the carer can head to the exit of the ride to see if they are able to ride shortly, if to see if the ride operator will give them a time frame to return to the exit.

Please ensure to follow the Time Allocation Procedure as stated on the Access Sheet. For more information please feel free to contact our customer service team at enquiries@Stockvale.co.uk or 01702 443400

Please note, the access sheet does not apply to Tidal Wave or The Helter Skelter.

Under 120cm:

If there is a child who is under 120cm tall but does require a carer, they do not need to purchase a carers band, as the under 120cm rule still applies.

If the guests do mention any form of reason as to why they cannot queue in the main queue for any reason, the admissions team are to give them an access sheet, to avoid stressful queueing.

The child and the adult going to accompany them, or just the adult can head to the exit of the ride to see if they are able to ride shortly, if to see if the ride operator will give them a time frame to return to the exit.

Please ensure to follow the Time Allocation Procedure as stated on the Access Sheet. For more information please feel free to contact our customer service team at enquiries@Stockvale.co.uk or 01702 443400

Please note, the access sheet does not apply to Tidal Wave or The Helter Skelter.

Lone adult:

If there is an adult who cannot queue for any reason due to disability, but does not feel they require a carer on the rides, they are to be given an access sheet at the admissions desks. The guests do need to mention this to the admissions team to ensure this is handed over.

The adult with the access sheet is the only person who can head to the exit of the ride, to avoid large groups as there is no carer.

The adult can head to the exit of the ride to see if they are able to ride shortly, if to see if the ride operator will give them a time frame to return to the exit.

Please ensure to follow the Time Allocation Procedure as stated on the Access Sheet. For more information please feel free to contact our customer service team at enquiries@Stockvale.co.uk or 01702 443400

Please note, the access sheet does not apply to Tidal Wave or The Helter Skelter.

Tickets:

While we do not currently have any concessions for any carers when purchasing individual ride tickets, we do still offer the access sheet if guests cannot queue for any reason.

If the guests do mention any form of reason as to why they cannot queue in the main queue for any reason and are purchasing multiple tickets, the admissions team are to give them an access sheet, to avoid stressful queueing.

The individual and the carer accompanying them, or just the carer can head to the exit of the ride to see if they are able to ride shortly, if to see if the ride operator will give them a time frame to return to the exit.

If the guests are asked to return, they are to keep hold of their tickets until they return to the ride.

If the guests are purchasing individual tickets for one or two rides, please inform the guests that they are able to head up the exit of the ride and wait accordingly.

The ride operator will place a mental marker in the queue if they are able to and will allow the guests to ride accordingly.

If for any reason the ride operators cannot place a mental marker in the queue for the guests, they are to contact their zone leader.

Please ensure to follow the Time Allocation Procedure as stated on the Access Sheet. For more information please feel free to contact our customer service team at enquiries@Stockvale.co.uk or 01702 443400

Please note, the access sheet does not apply to Tidal Wave or The Helter Skelter.

Please note, there are some rides where this system is not physically possible. This being the Tidal Wave Blue, the Tidal Wave Green and the Light House Slide.

Some guests because of their particular disability may require more than one carer to accompany them to ensure safety. In these circumstances the second carer can ride alone and sit behind the first carer and the disabled person. We also provide half price wrist bands for carers as a concession.

For reasons of ride balancing and evacuation procedures, the number of disabled guests on certain rides at any one time may be restricted. If you are in a large group, it may be advisable to separate into smaller numbers.

In certain situations (such as extreme weather conditions, mechanical problems or power interruptions) it may be necessary for riders to be evacuated from a ride, possibly from the highest point. Please refer to the individual ride recommendations to see what this involves.

Any time frames are at the discretion of the ride operator on the ride at the time and unless stated otherwise, guests cannot access the ride earlier than this designated time. If guests do arrive less than 20 minutes later than the allocated timeframe, the ride operators are to allow the guests access to the ride on the next cycle. If guests do arrive more than 20 minutes later than the allocated timeframe, the ride operator cannot honour this and a new timeslot will be allocated.

Please note, the access sheet does not apply to Tidal Wave or The Helter Skelter.

Please note that safety to all staff and visitors is of paramount importance to us and we will endeavour to make your visit as pleasurable as possible. However, some rides regrettably may be considered inadaptable for your needs. We have an ongoing maintenance programme and will make adaptations where possible, as soon as it is possible. Please use the form at the back to voice any views, opinions, suggestions or concerns you may have, this form can then be handed into Customer Services or sent into us at: Adventure Island, Sunken Gardens, Western Esplanade, Southend-on-Sea, Essex, SS1 1EE.

We value all feedback, as it continually helps us to improve the level of service we offer to all guests. As well as completing the attached form, you can also email us on feedback@stockvale.co.uk or call our team on 01702 443400.







Signage

The following signs are stated recommendations and our guidelines only. Please ensure your disability meets the rides safety directive. As with all rides, disability signs are for your consideration and are the park's recommendations only. Observe the ride before









entering and do so at your own risk. Please also consider any spinal, neck, heart problems, nervous disorders or motion sickness problems.












 not accessible to wheel- chair users with carer	 not suitable for guests with sight impairment	 caution! flash or strobe lighting
 not suitable for guests with severe limb amputations	 not suitable for guests with hearing impairments	 this is a disabled friendly ride with carer - suitable for most disabilities





Minimum 130cm to Ride

Ride	Ride Access via...	Notes and Restrictions
<p>Axis</p>  not suitable for guests with severe limb amputations	Ride Entrance- Ramp	<p>This ride is a massive pendulum wing, with a central rotating column.</p> <p>Overhead Harnesses secure riders in position</p> <p>You must be able to sit upright unassisted and have full use of your arms and hands.</p> <p>This is a demanding ride; guests who are afraid of heights should not ride. Expectant mothers and anyone with a nervous or anxious disposition should also refrain from riding.</p> <p>Weight limit maximum 17 stone, Maximum Height 190cm, Minimum height 130cm.</p> <p>Minimum Age requirement 10 years old</p>
 not accessible to wheel- chair users with carer	Ride Exit- Ramp	
 this is a disabled friendly ride with carer - suitable for most disabilities		
<p>Screature</p>  not suitable for guests with severe limb amputations	Ride entrance – small step	<p>This is a very fast spinning ride, with strong G-Force</p> <p>Overhead Harnesses secure riders in position</p> <p>You must be able to sit upright unassisted and have full use of your arms and hands.</p> <p>This is a demanding ride; guests who are afraid of heights should not ride. Expectant mothers and anyone with a nervous or anxious disposition should also refrain from riding.</p> <p>Minimum height 130cm.</p> <p>Minimum Age requirement 10 years old.</p>
 not accessible to wheel- chair users with carer	Ride exit, Small step.	
 this is a disabled friendly ride with carer - suitable for most disabilities		



Minimum 120cm to Ride











<p>Archelon</p>  <p>this is a disabled friendly ride with carer - suitable for most disabilities</p>  <p>not suitable for guests with severe limb amputations</p>	<p>Ride entrance – Ramp via turnstile</p> <p>Ride exit - Ramp</p>	<p>This ride is a massive rotating swing with rise and subtle fall.</p> <p>Ride restraint is limited to a lap bar, so strong upper and lower body strength is essential.</p> <p>You must be able to sit upright unassisted and have full use of your arms and hands.</p> <p>Carers should be able to lift/transfer the disabled guest from a platform into a raised seat.</p>
<p>Dragons Claw</p>  <p>not suitable for guests with severe limb amputations</p>  <p>not accessible to wheelchair users with carer</p>  <p>this is a disabled friendly ride with carer - suitable for most disabilities</p>	<p>Ride entrance –</p> <p>3 x Steps</p> <p>Ride exit – 3 x Steps</p>	<p>The motion of the ride is a spinning sensation with rise and fall; you will also be turned upside down four times whilst spinning.</p> <p>There are steps onto the platform to this ride at various intervals.</p> <p>This ride is only recommended for people with full body control and in good health.</p> <p>Carers should be able to lift/transfer a disabled rider from a platform into a raised seat.</p> <p>This is a demanding ride; guests who are afraid of heights should not ride. Expectant mothers and anyone with a nervous or anxious disposition should also refrain from riding.</p>
<p>Rage</p>  <p>not suitable for guests with severe limb amputations</p>  <p>caution! flash or strobe lighting</p>  <p>this is a disabled friendly ride with carer - suitable for most disabilities</p>	<p>Ride entrance – Ramp, with sharp corners</p> <p>Ride exit - Ramp</p>	<p>The motion of the ride is a steep vertical climb, 97 degree drop, twists, turns and loops at rapid speeds. You will be upside down three times during the ride. This ride is only recommended for people with full body control and in good health.</p> <p>The evacuation process requires guests to be able to navigate both narrow steps and/or transfer themselves from the ride car to an evacuation platform. Guests must be able to walk unaided for 25 metres or more.</p> <p>This is a demanding ride; guests who are afraid of heights should not ride. Expectant mothers and anyone with a nervous or anxious disposition should also refrain from riding.</p> <p>Flash photography is in use on this ride.</p>








<p>Ramba Zamba</p>  <p>not suitable for guests with severe limb amputations</p>  <p>not accessible to wheel- chair users with carer</p>  <p>this is a disabled friendly ride</p> <p>with carer - suitable for most disabilities</p>	<p>Ride entrance – 9 x steps</p> <p>Ride exit – 9 x steps</p>	<p>The ride motion is spinning whilst on a backward and forward vertical climb.</p> <p>Back assisted bars lock you onto a belted seat.</p> <p>Whole body strength is essential and this ride is not recommended for expectant mothers</p>
<p>Skydrop</p>  <p>not suitable for guests with severe limb amputations</p>  <p>not accessible to wheel- chair users with carer</p>  <p>this is a disabled friendly ride</p> <p>with carer - suitable for most disabilities</p>	<p>Ride entrance – 6 x steps</p> <p>Ride exit – 6 x steps</p>	<p>The motion is a steep rise and sudden drop.</p> <p>Riders will require full upper body strength and the ability to grip the shoulder bars of this ride.</p> <p>This is a demanding ride; guests who are afraid of heights should not ride. Expectant mothers and anyone with a nervous or anxious disposition should also refrain from riding.</p>
<p>Tidal Wave</p>  <p>not suitable for guests with severe limb amputations</p>  <p>not accessible to wheel- chair users with carer</p>  <p>caution! flash or strobe lighting</p>	<p>Ride entrance – Large flight of stairs</p> <p>Ride exit – Step and ramp</p>	<p>Motion of this ride is a fast, steep, open air water slide, or a curved, closed water slide.</p> <p>Guests must be able to walk unassisted due to the nature of the steps leading up to the ride station. Entry is via the main ride entrance only, there is no exit access.</p> <p>The Green Terror Tube is not recommended for partially sighted guests due to low light levels.</p> <p>Strong upper body strength for both Green and Blue slides is recommended. You must be able to sit upright unassisted.</p> <p>Carers may have to assist with lifting disabled guests a short distance into the boats on embarking, and lifting them out of the boat at floor level when disembarking from the ride.</p>
<p>Time Machine</p>  <p>not suitable for guests with severe limb amputations</p>  <p>not accessible to wheel- chair users with carer</p>	<p>Ride entrance – 1 x step</p> <p>Ride exit – 1 x step</p>	<p>The motion of the ride spins and lifts up at an angle. It twists, turns and goes upside down at rapid speeds.</p> <p>Guests must have strong lower body strength and be able to hold onto the lap bar.</p> <p>The ride has a step at the entrance and exit to gain access. The platform is slanted to 28-30 degrees, making it unsuitable for wheelchairs and those with walking difficulties. Guests with</p>

 <p>caution! flash or strobe lighting</p>  <p>this is a disabled friendly ride with carer - suitable for most disabilities</p>		<p>walking difficulties will have to be aided to the ride cars by a carer. The carer will have to assist with lowering a disabled guest to the ride car (at floor level), and lifting them from it.</p> <p>Those with neck, back or shoulder problems should refrain from riding. Expectant mothers and anyone with a nervous or anxious disposition should also refrain from riding.</p>
<p>Pharoah's Fury</p>  <p>not suitable for guests with severe limb amputations</p>  <p>this is a disabled friendly ride with carer - suitable for most disabilities</p>	<p>Entrance - 3 x steps</p> <p>Exit - 3 x steps</p>	<p>The ride motion is swift with backward, forward and turning motions. G-force is in effect, pushing riders outwards of the centre of the ride.</p> <p>The seat restraints for this ride are lap bars. The seats are spacious. Whole body control is essential for this ride.</p> <p>Seats are some distance above the platform. Carers must be able to assist disabled riders through lifting them to and from the ride, where required. We recommend that carers sit on the furthest outward seat of the ride car.</p>


Minimum 100cm to ride










Ride	Ride Access via...	Notes and Restrictions
<p>Barnstormer</p>  <p>not suitable for guests with severe limb amputations</p>	<p>Entrance - Steep ramp with tight corners</p> <p>Exit - Steep ramp with two tight corners</p>	<p>This ride is a rollercoaster with tight twists and turns.</p> <p>The seat restraints are lap bars. Therefore, you will require a strong upper and lower body strength and you must be able to sit upright unassisted.</p> <p>The ride cars are low on the platform. A carer will have to be able to lift a disabled rider into and out of the ride cars.</p>
<p>Cow Jump</p>  <p>not accessible to wheelchair users with carer</p>	<p>Entrance - 1 x step</p> <p>Exit - 1 x step</p>	<p>The ride is a smooth vertical circular motion clockwise and anticlockwise.</p> <p>The restraints for this ride are lap bars. You will need to have good lower body strength and be able to grip the lap bar. The lap bar may prove inconvenient to expectant mothers and larger riders.</p>





<p>The Sea Dragon</p>  <p>this is a disabled friendly ride with carer - suitable for most disabilities</p>	<p>Entrance – 3 x steps</p> <p>Exit – 3 x steps</p>	<p>The nature of the ride is a high speed roundabout with an up and down motion, both forwards and backwards.</p> <p>Seat restraints for this ride are lap bars. A strong upper and lower body strength is essential and you must be able to sit upright unassisted.</p> <p>The ride carriage is low in the platform. Carers may have to assist disabled guests in and out of the ride carriage.</p> <p>This ride is not wheel chair accessible. This is due but not limited to the location of the ride being up 32 steps.</p>
<p>Drop & Smile</p>  <p>not suitable for guests with severe limb amputations</p>  <p>not accessible to wheelchair users with carer</p>  <p>this is a disabled friendly ride with carer - suitable for most disabilities</p>	<p>Entrance – 4 x steps</p> <p>Exit – 4 x steps</p>	<p>The nature of the ride is a vertical rise with sudden drops.</p> <p>The seat restraint for this ride is a lap bar. Guests must be able to hold the lap bar and sit upright. The lap bar may prove uncomfortable for expectant mothers or larger riders.</p> <p>Guests who are afraid of heights should refrain from riding. Expectant mothers should refrain from riding.</p>
<p>Fireball</p>  <p>not suitable for guests with severe limb amputations</p>  <p>not accessible to wheelchair users with carer</p>  <p>this is a disabled friendly ride with carer - suitable for most disabilities</p>	<p>Entrance – 4 x steps</p> <p>Exit – 4 x steps</p>	<p>The ride motion is a smooth, vertical, circular motion.</p> <p>The seat restraint for this ride is a lap bar. You will need to be able to sit upright unassisted and grip the lap bar.</p> <p>Carers may need to lift disabled guests into and out of the ride chairs, which rest a little way above the platform.</p>
<p>Green Scream</p>  <p>not suitable for guests with severe limb amputations</p>  <p>caution! flash or strobe lighting</p>  <p>this is a disabled friendly ride with carer - suitable for most disabilities</p>	<p>Entrance – A small flight of stairs leading to a ramp</p> <p>Exit –</p> <p>Ramp</p>	<p>This is a rapid rollercoaster with sharp bends.</p> <p>The seat restraint for this ride is a lap bar. Strong upper and lower body strength is essential and you must be able to sit upright unassisted and grip the lap bars.</p> <p>The ride carriage is low in the platform. Carers must be able to lift a disabled rider to and from the ride carriage where needed.</p> <p>In the event of an evacuation, riders may need to navigate a number of steps to exit. So riders will need to be able to walk 25</p>











 <p>not accessible to wheelchair users with carer</p>		<p>metres or more unaided.</p> <p>Guests who are afraid of heights should refrain from riding.</p> <p>Flash photography is in use on this ride.</p>
<p>Mighty Mini Mega</p>  <p>not suitable for guests with severe limb amputations</p>  <p>not accessible to wheelchair users with carer</p>  <p>this is a disabled friendly ride</p> <p><small>with carer - suitable for most disabilities</small></p>	<p>Entrance -</p> <p>A large number of steps, over three flights.</p> <p>Exit -</p> <p>Two flights of stairs.</p>	<p>The ride is a rollercoaster with tight twists and turns.</p> <p>The seat restraints are lap bars. Strong upper and lower body strength is essential and you must be able to sit upright unassisted and grip the lap bars.</p> <p>Riders must be capable of walking unaided and disabled guests must join the main queue line for this ride.</p> <p>In the event of an evacuation, riders may need to navigate a number of steps to exit.</p> <p>Guests must be able to walk unassisted due to the nature of the steps leading up to the ride and the queuing on the ride.</p>
<p>Sk8boarda</p>  <p>not accessible to wheelchair users with carer</p>  <p>not suitable for guests with severe limb amputations</p>  <p>this is a disabled friendly ride</p> <p><small>with carer - suitable for most disabilities</small></p>	<p>Entrance -</p> <p>6 x steps</p> <p>Exit -</p> <p>6 x steps</p>	<p>The ride is a smooth swaying motion, with backwards and forwards motion with slight variations of turning.</p> <p>The restraint for this ride is a lap bar. You will need to have good lower body strength, be able to sit upright and be able to grip the lap bar. The lap bar may prove inconvenient for expectant mothers and people of a larger size.</p> <p>The rows of seats to the front and back are raised further from the platform than the middle rows.</p>

No minimum to ride

Ride	Ride Access via...	Notes and Restrictions
<p>American Whip</p>  <p>not suitable for guests with severe limb amputations</p>	<p>Entrance -</p> <p>3 x steps</p> <p>Exit -</p>	<p>The nature of the ride is a fast jerking motion.</p> <p>The seat restraint for this ride is a lap bar. Guests must be able to sit upright and grip the lap bar.</p> <p>The motion of this ride may prove unsuitable for expectant mothers. We recommend that expectant mothers refrain from</p>









 <p>not accessible to wheelchair users with carer</p>  <p>this is a disabled friendly ride with carer - suitable for most disabilities</p>	3 x steps	riding. This ride requires guests to be able to support their own body weight.
<p>Big Wheel</p>  <p>this is a disabled friendly ride with carer - suitable for most disabilities</p>	<p>Entrance - Ramp</p> <p>Exit - Ramp</p>	<p>This ride is a smooth rotating wheel.</p> <p>The doors to the ride cars are narrow; some guests may require assistance in entering and exiting. Carers must be able to assist disabled riders where required in terms of lifting and support. The ride pods are 'free swinging' and there may be a degree of pod movement when loading and unloading.</p> <p>Guests who are afraid of heights should refrain from riding.</p>
<p>Choo-ville</p>  <p>not accessible to wheelchair users with carer</p>  <p>this is a disabled friendly ride with carer - suitable for most disabilities</p>	<p>Entrance -</p> <p>1 x step via a narrow gate</p> <p>Exit -</p> <p>1 x step via a narrow gate</p>	<p>The nature of this ride is a simple, slow train on a circular track.</p> <p>The ride carriages are small and have small, narrow doorways. There is also a step up to the ride carriage. The doors to the rear of the carriage are wider than those at the front.</p> <p>Carers must be able to assist disabled riders with entering and exiting the ride carriage.</p>
<p>Crooked House</p>  <p>not suitable for guests with severe limb amputations</p>  <p>not accessible to wheelchair users with carer</p>  <p>not suitable for guests with sight impairment</p>  <p>this is a disabled friendly ride with carer - suitable for most disabilities</p>	<p>Entrance -</p> <p>1 x step</p> <p>Exit -</p> <p>Steep staircase</p>	<p>This ride is a walk around interactive experience, with dimly lit themed scenes.</p> <p>The ride consists of a narrow entrance with sloped floors and tight corners. There is a steep staircase at its exit. Therefore, the ride is not wheelchair accessible. Riders must be able to walk unaided.</p> <p>The ride is dimly lit and has a steep inner climb.</p> <p>We do not recommend this ride to those with a nervous disposition.</p>







<p>Flying Jumbos</p>  <p>not suitable for guests with severe limb amputations</p>  <p>this is a disabled friendly ride</p> <p>with carer - suitable for most disabilities</p>	<p>Entrance - 1 x step</p> <p>Exit - 1 x step</p>	<p>The ride is a smooth rise and fall roundabout.</p> <p>The ride carriage is high up from the platform. Carers must be able to assist disabled guests into and out of the ride cars through lifting where required.</p>
<p>Jumping Jolly Rogers</p>  <p>this is a disabled friendly ride</p> <p>with carer - suitable for most disabilities</p>  <p>not accessible to wheelchair users with carer</p>	<p>Entrance - 4 x steps</p> <p>Exit - 4 x steps</p>	<p>The nature of this ride is a slow roundabout with gentle bumps.</p> <p>The ride carriages are designed for low level access. Carers must be able to assist disabled guests into and out of the ride cars through lifting where required.</p>
<p>Viking Boats</p>  <p>this is a disabled friendly ride</p> <p>with carer - suitable for most disabilities</p>  <p>not accessible to wheelchair users with carer</p>	<p>Entrance - 4 x steps</p> <p>Exit - 4 x steps</p>	<p>The ride is a smooth roundabout with a mild tidal effect.</p> <p>Assistance may be required to enter and leave the boats.</p>
<p>Kiddi Koasta</p>  <p>not suitable for guests with severe limb amputations</p>  <p>not accessible to wheelchair users with carer</p>  <p>caution! flash or strobe lighting</p>	<p>Entrance - 9 x Steps</p> <p>Exit - 9 x Steps</p>	<p>The ride motion is a rollercoaster with turns.</p> <p>The seat restraint is a lap bar. Guests must have good overall body strength. Guests must be able to sit upright unassisted and grip the lap bar.</p> <p>We do not recommend this ride to expectant mothers or those with back trouble.</p> <p>This ride requires guests to be able to support their own body weight.</p> <p>This ride is not wheel chair accessible. This is due but not limited to the location of the ride being up 32 steps.</p>

<p>Lighthouse Slip</p>  <p>not suitable for guests with severe limb amputations</p>  <p>not accessible to wheelchair users with carer</p>  <p>this is a disabled friendly ride</p> <p><small>with carer - suitable for most disabilities</small></p>	<p>Entrance – Steep vertical stairway</p> <p>Exit – 1 x step upon completion of ride.</p>	<p>The ride consists of a simple circular slide from top to bottom. The slipway is quite narrow.</p> <p>This ride is not wheelchair accessible due to the steep vertical climb. Disabled guests must queue in the queue line, and must be capable of walking and climbing the staircase unaided.</p> <p>Guests must have good overall body strength and be able to grip a ride mat.</p>
<p>Adventureville</p>  <p>not suitable for guests with severe limb amputations</p>  <p>this is a disabled friendly ride</p> <p><small>with carer - suitable for most disabilities</small></p>	<p>Entrance – Sloped</p> <p>Exit - Sloped</p>	<p>The ride is a train-based story-telling ride.</p> <p>There is a small section of the ride, which slightly tilts the carriage.</p> <p>This ride requires guests to be able to support their own body weight.</p>
<p>Southend City Wheel</p>  <p>this is a disabled friendly ride</p> <p><small>with carer - suitable for most disabilities</small></p>	<p>Entrance – Ramp</p> <p>Exit – Ramp</p>	<p>This ride is a smooth rotating wheel.</p> <p>The doors to the ride cars are narrow; some guests may require assistance in entering and exiting. Carers must be able to assist disabled riders where required in terms of lifting and support. The ride pods are ‘free swinging’ and there may be a degree of pod movement when loading and unloading.</p> <p>Guests who are afraid of heights should refrain from riding.</p> <p>While all Pods are accessible for wheelchair users, one Pod can be accessed with a wheelchair.</p> <p>Some pods are accessible via one very small step, others are accessible by 5 steps.</p>
<p>Over the Hill 2: Spookville</p>  <p>not suitable for guests with severe limb amputations</p>  <p>not accessible to wheelchair users with carer</p>  <p>caution! flash or strobe lighting</p>  <p>this is a disabled friendly ride</p> <p><small>with carer - suitable for most disabilities</small></p>	<p>Entrance – 1 x flight of stairs, followed by narrow balcony and another flight of stairs. Low light levels in queue.</p>	<p>The nature of the ride is a ghost train through dimly lit themed scenes.</p> <p>The seat restraints for this ride are lap bars. Guests must be able to grip the lap bars, and sit upright unassisted.</p> <p>The evacuation process requires guests to be able to descend down two steps and walk alongside the ride track to the exit platform. Guests must be able to walk unaided for 25 metres or more.</p> <p>This ride is not recommended for partially sighted guests as dim lighting is used for effect. Please be aware that there is also some minor strobe lighting in use.</p>

	Exit - 1 x step	Those with a nervous disposition should refrain from riding.
--	--------------------	--

Adventure Inside

<p>Play Stack</p>  <p>not suitable for guests with severe limb amputations</p>  <p>not accessible to wheelchair users with carer</p>  <p>not suitable for guests with sight impairment</p>	<p>Entrance - Via Gate</p> <p>Exit - Via Gate</p>	<p>This is multi-storey soft play centre, featuring slides, ball pits, obstacles, etc. Suitable for children aged 4-10 years.</p> <p>Guests will need full use of their entire body due to the steep climbs, slides and obstacles.</p> <p>This ride is not wheelchair accessible due to the many obstacles. Disabled guests must be able to walk unaided to experience this attraction.</p> <p>Guests who are afraid of heights should refrain from entering.</p> <p>Any children under 120cm tall must be accompanied by someone 16 years old.</p>
<p>Play Pod</p>  <p>not suitable for guests with severe limb amputations</p>  <p>not accessible to wheelchair users with carer</p>	<p>Entrance - Via Gate</p> <p>Exit - Via Gate</p>	<p>This is single storey soft play centre, featuring slides, ball pit, obstacles, etc. Suitable for children aged 4 years old or younger.</p> <p>This ride is not wheelchair accessible due to the nature of the attraction.</p> <p>Guests who are afraid of heights should refrain from entering.</p> <p>Any children under 120cm tall must be accompanied by someone 16 years old.</p>
<p>Smiles Per Galleon</p>  <p>not suitable for guests with severe limb amputations</p>  <p>not accessible to wheelchair users with carer</p>  <p>this is a disabled friendly ride with carer - suitable for most disabilities</p>	<p>Entrance - 5 x Steps</p> <p>Exit - 5 x Steps</p>	<p>The ride is a swinging pirate ship, which will give riders the sensation of floating out of their seat. Guest MUST be over 100cm tall to ride</p> <p>The restraint for this ride is a lap bar. You will need to have good lower body strength, be able to sit upright and be able to grip the lap bar.</p> <p>Assistance from carer may be required to get in and out of the carriages.</p>
<p>Pirate Plunge</p>	<p>Entrance -</p>	<p>The nature of the ride is a vertical rise with sudden drops,</p>

 <p>not suitable for guests with severe limb amputations</p>  <p>this is a disabled friendly ride</p> <p>with carer - suitable for most disabilities</p>	<p>Small step</p> <p>Exit -</p> <p>Small step</p>	<p>whilst spinning. Guest MUST be over 100cm tall to ride</p> <p>Seat restraints for this ride are an over the shoulder restraint. Guests must be able to hold the restraint and sit upright. The restraint may prove uncomfortable for larger riders.</p> <p>Guests who are afraid of heights should refrain from riding. Expectant mothers should refrain from riding.</p>
<p>Dune Buggies</p>  <p>not suitable for guests with severe limb amputations</p>  <p>this is a disabled friendly ride</p> <p>with carer - suitable for most disabilities</p>	<p>Entrance -</p> <p>Via Gate</p> <p>Exit -</p> <p>Via Gate</p>	<p>The ride is spinning motion with a bouncing motion. Guests must be able to sit upright unassisted and grip the lap bar.</p> <p>The ride carriage is high up from the platform. Carers must be able to assist disabled guests into and out of the ride cars through lifting where required.</p> <p>Due to the bouncing nature of the ride, guests must be able to sit upright unaided.</p>
<p>Carousel</p>  <p>not suitable for guests with severe limb amputations</p>  <p>this is a disabled friendly ride</p> <p>with carer - suitable for most disabilities</p>	<p>Entrance -</p> <p>1 x step</p> <p>Exit -</p> <p>1 x step</p>	<p>The ride is a classic carousel attraction, with both static and moving seating.</p> <p>Various seating is available with either moving horses or static seats; guests wishing to sit on one of the horses will require full body use. Those wishing to sit on a static seat, will require the ability to sit upright unaided.</p> <p>Assistance of a carer may be required with regards to assisting a disabled guest onto and off the ride.</p>

Pay As You Play Attractions

Ride	Ride Access via...	Notes and Restrictions
<p>Adventure Golf</p>	<p>Entrance - Level with ground, narrow entrance.</p> <p>Exit -</p>	<p>Adventure Golf is located at the far eastern end of the park.</p> <p>There are two 9-hole courses, one on a lower level and one on an upper level. The upper course features a large amount of steps and narrow walkways and is therefore inaccessible to wheelchairs.</p>

	Via two gates, level with ground, narrow walkway.	The lower course has been adapted for wheelchairs with the assistance of a carer. Please note that some of the paths and courses may be narrow in places.
Hook a Duck	Small platform around perimeter of building.	The Hook a Duck is located on the east side of the park, by our Green Scream roller-coaster. There is a small platform around the perimeter of the building, however guests can reach to play if they are not on the platform. This is in place for smaller children.



Comments & Feedback

Name:

.

Address:
.....
.....

Date of Visit:/...../.....

Tel:.....

Email:.....

Comments/Suggestions/Feedback:

.....
.....
.....
.....
.....
.....
.....
.....

Adventure Island welcomes and values your comments and feedback. We have regular reviews on how we can develop, upgrade and improve our disabled facilities, making them easier to access and more enjoyable for all our guests.

We will endeavour to act upon any constructive comments where it is necessary to do so.

We do thank you for taking the time to provide this feedback, helping us to ensure we are always accessible to all.